

GM-1700

全自動PLC 程控四角&六角糊摺盒機

GM-1700 Auto. Folder Gluer with PLC Positioning System and 4-Corner/ 6-Corner Device



GM-1700主要特色 Main Features of GM-1700

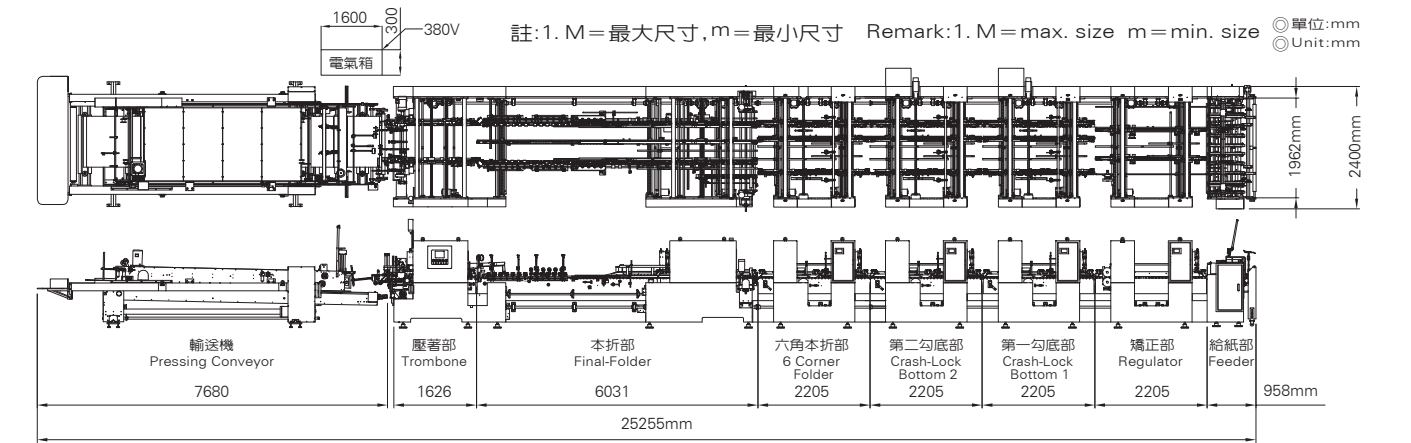
操作簡單、生產穩定快速、結構安全、投資效益高。

1. 主機以人機介面微電腦控制，配合無線遙控，簡易方便。
2. 主動式皮帶，氣壓上壓桿。壓力調整操作簡單，可依紙張厚度作氣壓或機械微動調整，使紙張輸送快速穩定且無壓痕。
3. 穩重機身設計，低噪音，高速運轉時也不搖晃。
4. 各滾板的移動採自動定位的方式，盒型尺寸輸入後滾板可自動到達定位，減少調機的時間，增加產能。
5. 各部位獨立結構設計，可增加功能，達到最高之投資效益。
6. 由齒輪箱聯結各部分的驅動，全車皮帶速度一致，能精準輸送紙張，不歪斜。
7. 上糊使用自動噴膠系統，品牌可依客戶指定。
8. 全機採比例連動作速度調整，操作簡單。
9. 矯正壓線部設計(選購)，使紙張可以更正確地輸送。壓線輪能補強折合線，減少魚尾公差。
10. 採用CE安全規格設計。

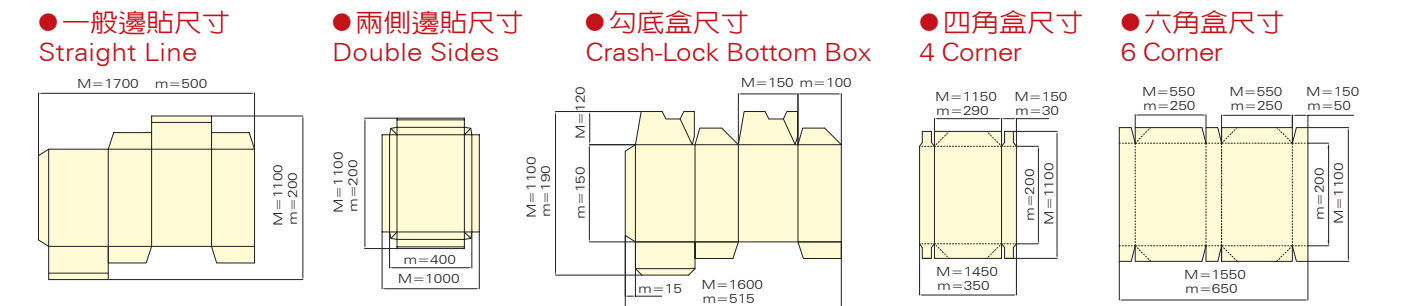
Easy for operation; Operation at high and stable speed; Structure security; Cost effective.

1. The main machine controlled by Human-Computer Interaction in connecting with Remote Controller is easy and convenient for adjustment and operation.
2. Equipped with the self-driving belts and air type of upper pressing bars, it is easy to adjust the pressure accordingly. Depending on the different paper thickness, the Upper Pressing Bars can be set by air cylinders to deliver the blanks without pressing marks at high and stable speed.
3. The unique design of machine can keep its stability with low noise and without vibration even under high-speed operation to avoid the production loss.
4. The movement of each carrier is by fully automatic position with PLC positioning system. By entering the related product code, each machine unit will be automatically positioned to shorten the set up time to increase the capacity utilization.
5. To meet various kinds of order demand, the standard machine can be advanced by adding other options, such as 4-corner attachment and 6-Corner section etc. to achieve its highest efficiency.
6. The main transmission is inverter motor connected and driven by gear boxes in joining the movement of each section, and with the unitized speed for whole belts of machine to deliver the blanks accurately without slanting.
7. The upper gluing application is by Auto. Cold Glue injection System. The brand can be assigned by the buyers.
8. The machine is adopted through the ratio link movement to adjust the speed. It is easy for operation.
9. With the optional of Regulator after Feeder for more accurate delivery. The creasing wheels can enforce the folding strength to reduce the fish tail problem.
10. With the design of CE security standard.

GM-1700外型基礎圖 GM-1700 FLOOR PLAN



製作尺寸 BLANK SIZE



基本規格 SPECIFICATION

可使用紙類	Used Materials	E浪, B浪, A浪 / E. B. A. Flute
可製作盒型	Fundamental Pattern	一般邊貼, 兩側邊貼, 勾底盒, 四角盒, 六角盒 / Straight Line, Double Sides, Crash-Lock Bottom Box, 4 Corner, 6 Corner
一般邊貼尺寸	Straight Line Working Size	最大 (Max.) / 1700 × 1100mm 最小 (Min.) / 500 × 200mm
兩側邊貼尺寸	Double Sides Working Size	最大 (Max.) / 1000 × 1100mm 最小 (Min.) / 400 × 200mm
勾底盒尺寸	Crash-Lock Bottom Box Working Size	最大 (Max.) / 1600 × 1100mm 最小 (Min.) / 515 × 190mm
四角盒尺寸	4 Corner Size	最大 (Max.) / 1450 × 1100mm 最小 (Min.) / 350 × 200mm
六角盒尺寸	6 Corner Size	最大 (Max.) / 1550 × 1100mm 最小 (Min.) / 650 × 200mm
使用的接著劑	Glue	溶質性冷劑 / Emulsion Type
最高皮帶速度	Max. Belt Speed	20~250米 (M) / 分鐘 (Min.)
體積和重量	Dimension and Weight	25.5M (長L) × 2.8M (寬W) • 23噸重 (Tones)
總電力	Total Power	43KW

◎本目錄僅供參考：特殊形式盒樣可另行設計。The specification is subject to alteration without notice.

GM-1700選購配備 OPTIONAL

1. 給紙後矯正部 (Regulator after Feeder)
2. 第二勾底部 (The Second Crash-Lock Bottom Section)
3. 四六角盒裝置 (4&6 Corner Attachment)
4. 六角本折部 (6 Corner Folding Section)
5. 等離子控制器 (Plasma Treater)



GM-1700 全自動PLC程控四角&六角糊摺盒機


GM-1700 Auto. Folder Gluer with PLC Positioning System and 4-Corner/ 6-Corner Device

GM-1700係針對紙板及瓦楞紙產品所開發的新型糊摺盒機，適用於A浪、B浪、E浪之紙類，可生產一般邊貼盒、兩側邊貼盒、勾底貼盒，還可以製作四角、六角貼盒。最大的製作尺寸為1,700×1,100mm，最小尺寸為420×160mm，是一部擁有高精密度、高效能的全自動電腦定位四角&六角糊摺盒機。其配備有PLC記憶體儲存功能，可將生產過的產品資訊儲存，容量有500組，可大幅縮短設定時間，對於多樣化產品製作大有幫助，能夠符合業界的廣泛需求。


Model GM-1700, a new generation of Auto Folder Gluer, is specially designed for the materials of card boards, A, B and E-flute corrugated boards. In addition to making straight-line, double-side and crash-lock bottom cartons, it is available to make 4-corner and 6-corner cartons. The max. production size is 1,700×1,100mm and min. production size is 420×160mm. GM-1700 is built with high precision and high efficiency technology with automatic PLC positioning system. By the memory function, it can save the previous working data to shorten the setup time. The storing capacity is up to 500 sets. The PLC positioning system provides a great help for wide diversity of works and meet the broad request of packing industry.



2
給紙後矯正部 選購
Regulator after Feeder **Optional**
2-1
伺服矯正裝置
Servo Regulator Section by Chain after Feeder
使用鏈條導正推齊，使紙張不歪斜，正確的前進。
By using the chains to guide and push the blanks to move correctly without slanting problem for the next procedures.




2-2
壓線輪裝置 Creasing Wheel Device
紙張經過導正推齊後能準確壓線，減少魚尾公差。
After correctly feeding through the guiding of Servo Regulator by Chain, the folding lines can be re-enforced accurately by the Creasing Wheel Devices which is a good solution to avoid fish tail problem.




2-3
黏帶壓輪 Pressing wheels for Gluing Flap
利用這兩個壓輪將上膠處的紙張壓扁，使紙張成型後高度的落差不會太大，能快速操作調整輸送機的收紙堆疊。
By using two pressing wheels to press the gluing flap to reduce its thickness, the height difference of finished cartons will become less. With this device, the blank collection and piling can be quickly adjusted for pressing conveyor.



1
給紙部
Feeder Section
自動定位側擋板、撐紙桿電動移動、氣壓式出紙刀使彎曲紙張出紙順暢。操作簡單，設定快速！
The side guides and supporting shafts at the feeder section are automatically and conveniently adjustable by motor; With Air Pressing Feeding knives to achieve a smooth feeding, even when blanks are curved and transformed on the shapes.



3
氣壓式勾子座
Hooks by Air Cylinders
勾子可自動定位，不用時可以上升，不需拆卸，減少調車時間。
The hooks can be positioned automatically. When the hooks are not required, they can be simply lifted up by air cylinder and it is no need to disassemble them to fasten the set-up speed.



4
四角裝置 選購
4-Corner Back Finger Attachment **Optional**
四角盒尺寸設定簡單容易，後踢動作精確穩定快速。
With this device, it is easy to set up the 4-Corner cartons. With the unique design for back finger attachment to produce 4-corner cartons at high and stable speed.




5
六角本折部 選購
6-Corner Folding Section **Optional**
六角盒操作設定容易，生產穩定快速。增加製作盒型種類。
This section can make 6-corner cartons easily for the operation at high and stable speed. The wider varieties of cartons designs become available with this section.




6
本折部
Final Folder Section
強力的折線結構，平順的折合動作，能更精準地折合成型，減少滄浪和魚尾公差。
It enforces the folding strength to form cartons precisely and offers a great help to avoid the possibility that the groove lines between flutes become the folding lines and to reduce the problem of fish tails.



7
壓著部收葉矯正裝置
Alignment Device at Trombone Section
紙張在壓著部經矯正後進入輸送機，避免魚尾開叉。
The cartons enter the Conveyor section after alignment at Trombone section which is another effective solution to reduce the fish tail problem.



8
堆疊拍齊裝置
The Down Stacking with Square Device
後推的矯正動作用，配合機械電子感應控制輸送機運轉，使紙張可以整齊地堆疊，用後推拍打的方式矯正魚尾公差。
With the squaring of back pusher working with the sensor to control the running of pressing conveyor, cartons can be piled up in good order in the front of the pressing conveyor. Meanwhile, by back pusher, cartons are squared correctly with the Down Stacking Device.



9
擋平拉紙裝置
Lapping Device in the front of Pressing Conveyor
適用平底盒型且無法使用後推拍齊矯正時。使用平檔拉紙的動作，使盒子能精準平底。
This device is applicable to the flat-end boxes. While the carton design is not suitable for applying the Down Stacking with Square Device, the Lapping Device can baffle and lap the cartons with flat-end design for accurate squaring before entering the Pressing Conveyor.